



ANNUAL REPORT
2014 - 2015

Torres Strait Island
REGIONAL COUNCIL

From the Office of the Mayor	2
CEO's foreword	6
About the Torres Strait Island Regional Council	8
Corporate Structure	9
Corporate Services	9
Engineering Services	10
Financial Services	12
Community Services	13
Building Services Unit	15
Performance and Advocacy	16
Divisional Offices	17
Particular resolutions	23
Expenditure on Grants to Community Organisations	24
Senior Management Remuneration	24
Overseas travel	25
Administrative Action Complaints	25
Investigation Notices	25
Internal Audit	26
Invitations to change tender (changed tender specifications)	27
Commercial business units (beneficial enterprises)	27
Significant business activities	27
Rates and charges	27
Registers kept by the Torres Strait Island Regional Council	27
Community Financial Report	28
Understanding Council's financial performance	29
Queensland Treasury Debt	32
Financial Sustainability Ratios	32
Conclusion	34
Financial Management Strategy	34
Attached Financial statements 2014 - 2015	35

Cover Photo: Mr Mebai Warusam of Saibai accepting his WWII service medals.

Photo courtesy of Heather Beck



From the Office of the Mayor

Firstly, I thank God for his many blessings and acknowledge our Region's Native Title holders. I would like to acknowledge our Elders past and present, our spiritual leaders, my colleagues and fellow Councillors at TSIRC, our youth and all of our constituents across the Torres Strait.

I am blessed to have this opportunity in continuing to celebrate our achievements and share the important work we have done from the 2014-15 financial year. I look forward to building on these successes in the year ahead.

Budget Management, Sustainability and Asset Rehabilitation

We had a strong 2014-15 financial year managing and delivering over \$31 million in major capital works projects. Stronger fiscal management meant that Council was able to deliver multiple projects across our communities. These included:

- Major upgrades on community halls, sports stadiums and offices
- Major upgrades on airport runways, jetty's and barge ramps
- Road upgrades
- Purchase and upgrades of fleet and plant
- Commenced building 6 of the 23 new houses being built in the next financial year
- Upgraded, repaired and maintained our existing stock of social housing

At our June Council meeting in Erub, we adopted our first-ever operating surplus of \$1.4 million; from a \$104 million budget for 2015-16. This achievement highlights our improved asset rehabilitation and debt recovery. Looking forward, we will continue to build and focus on Council's sustainability.

'One Boat' Governance

Council continued to seek support, and consulted with relevant stakeholders to implement the One Boat vision, an improved more efficient Regional Governance Model that will deliver *genuine* local governance for the Torres Strait.

One Boat would absorb the roles, municipal responsibilities and powers of all of the Local Governments (TSIRC, Torres Shire Council, Northern Peninsula Area Regional Council) and the Commonwealth statutory functions of the Torres Strait Regional Authority. One Boat is a shared Regional vision with a coalition made up of the three Local Government Mayors, including myself, Mayor Napau Pedro Stephen, Mayor Bernard Charlie and TSRA Chair, Mr Joseph Elu.

Since 2013, I have continued to meet with senior officials and deputise with both State and Government Ministers including: our former Prime Minister, the Hon Tony Abbott MP; Local Member for Leichardt, the Hon Warren Entsch MP, Minister for Indigenous Affairs the Hon Nigel Scullion and local member for Cook, Billy Gordon MP. I also had the opportunity to engage with Warren Mundine, Chair of the Indigenous



Advisory Council.

Minister Scullion showed his support for Torres Strait Islanders' aspirations to improve governance arrangements and said "I am a strong advocate for local communities and leaders including elected and cultural leaders taking the lead and driving change without interference from Government. The One Boat concept is such an initiative where the One Boat Coalition can drive change, providing real empowerment at the local level."

In this current 2015 - 16 financial year we will introduce a Transitional Committee so that One Boat can progress. This can only be achieved with strong political support and will, of both the State and Federal Government.

Strategic Focus and Alignment

As evidenced by the recent budget adoption, we significantly improved not only our economic standing, but also Council's governance structure and operations. As a result of this we are now in a much stronger position to 'turn the ship around' and have been working towards developing a Transitional Action Plan to identify administrative functions outside of our electorate that can be migrated back into our communities.

Transitional Action Plan and Organisational Capacity Building

Actions from the 2014-15 financial year period included improving educational and professional development opportunities so that we continue to build capacity within our team.

Council recognise the necessity to provide 'both ways' capacity building so that we are not only sharing technical skills, but also skill sets required to improve community service delivery and expand employment choices. We will continue to strengthen our capacity building actions by measuring outcomes and evaluating areas for improvement.

Council have established both a **Technical Working Group** (TWG) and a **Strategic Advisory Reference Group** (SARG) to further develop Council's strategic focus and align our business with both Council's Vision and Core Values.

Establishment of the Technical Working Group (TWG)

The TWG was formed in January 2015 as a forum to share information and collaboratively develop strategy between the three tiers of Government (Local, State and Federal).

The 2013 – 2019, Whole of Government, Capital Works investment for the Torres Strait Region is \$240 million.

TWG focus on Capital Works programs in the Torres Strait including:

- Land Use Planning
- Survey Networks
- Indigenous Land Use Agreements (ILUA's)
- Cultural Heritage
- Social Housing: new constructions, upgrades and leasing.
- Infrastructure: Water, Sewerage etc.
- Coordinated Service Delivery

- Employment and training

Membership for the TWG is made up of senior officials from TSIRC, Torres Strait Regional Authority, Department of Housing and Public Works and CEO's from Local Government.

The Group is chaired by myself and Allen Cuneen (Co-Chair) from the Department of Aboriginal and Torres Strait Islander Partnerships. We invite stakeholders from a broad range of services and Departments including; State and Federal Government and entities, Health, Police and Education, Transport and Main Roads and Ergon Energy.

Capital Works projects include: Seawalls Project, National Partnership Agreement on Remote Indigenous Housing (NPARIH), Government Employee Housing (GEH), Ergon Energy and Major Infrastructure Projects (MIP5).

Strategic Advisory Reference Group (SARG)

The Strategic Advisory Reference Group provides leadership on the strategic direction and vision for Council. The Group acts in an advisory capacity to improve stakeholder engagement, Council operations and fiscal management. The SARG will be guided by best practice to improve Corporate, Operational and Workplace policies and planning.

Economic Development Initiatives

Throughout my term as Mayor and during the 2014-15 financial year period I have been using every opportunity to advocate for several initiatives that increase Economic Development opportunities, so that real jobs are created for our people.

This includes calling for an **Exemption on the Commonwealth WHS Accreditation Scheme** so that businesses in the Torres Strait can compete for the larger Commonwealth funded building and infrastructure projects, which in its current form impacts significantly on both Council and local business. Council have also been requesting that the Federal Government provide a **Torres Strait Islands Freight Subsidy Scheme** much like what is given to Tasmania to ensure local businesses are competitive in the national market.

These key issues have been building and gaining momentum since my election back in 2008 and are critical in that they not only contribute to Indigenous disadvantage, but also create barriers for *real* employment and hinder our potential for true economic independence.

Torres Strait Islands Freight Subsidy Scheme



On behalf of Council I lobbied our Governments to address the critical issue of the disproportionately high cost of living in the Torres Strait. We know that improving access and affordability to fresh produce, increasing access to health services and providing adequate housing significantly improves our health and wellbeing, lengthening life expectancy.

Torres Strait Islanders, on average, earn \$25,000 less per year than people living on mainland Australia, however we are paying up to three times more for the price for food and petrol primarily due to the high cost of freight. Council have been lobbying

Government to implement a Torres Strait Island Freight Equalisation Scheme since 2008.

Tasmania has had a Commonwealth government funded Freight Equalisation Scheme in place since 1976. The Tasmanian Scheme provides local industries with equal opportunities to compete in mainland markets, recognising that unlike their mainland counterparts, Tasmanian shippers do not have the option of transporting goods interstate by road. As our Islands in the Torres Strait are separated by 42,000 square kilometres of water, we too are in the same boat. Our sea is our national highway everything is sent from Port to Port.

Freight costs contribute significantly to the high cost of living and is arguably the greatest impediment to achieving economic development on a local, state, national and international level for Torres Strait Islanders.

Exemption for Commonwealth Work Health and Safety (WHS) Accreditation Scheme

Another major barrier for our people and our local businesses in achieving economic independence is the unaffordable costs associated with the Australian Government Building and Construction Work Health and Safety Accreditation Scheme. The scheme is a mandatory requirement to compete for major infrastructure development opportunities in excess of \$4 million.

Our local businesses have ticked off all State regulatory requirements; they already build to code, and have the capacity and machinery to engage in the larger contracts but are unable to do so because of this Scheme.

If this Scheme is not made exempt, it will have the very opposite effect on the opportunities that the Northern Development Package is seeking to achieve. Aboriginal and Torres Strait Island communities will not achieve Economic Development unless this happens.

I continue to question the National Development Package and its claims of stimulating the economy and creating jobs. How will the Torres Strait even get a look in, if the true impacts of the WHS Accreditation Scheme are not even considered?

The WHS Accreditation Scheme is a massive obstacle in the path of true economic development for our people. These issues will continue to be raised at every opportunity in this current financial year until they are addressed.

In closing, Council looks forward to firmly establishing itself as an emerging leader in the Local Government sector. Council aims to be visionary in empowering our people to lead the change we want.

God Bless



Mayor Frederick Gela



CEO's foreword



As I reflect on this year, the third year of this Council's term, it is encouraging to note that our efforts and actions leading up to this point are really starting to realise momentous gain. With Council's \$57M capital works program, some of the longer term and larger programs continuing into future financial years will deliver much needed infrastructure to support our communities and deliver critical services.

Several extensive programs stretching across multiple financial years primarily include the National Partnership Agreement for Remote Indigenous Housing (NPARIH) program, Seawalls and the Major Infrastructure Program. Additional annual work programs included transport and recreational and community infrastructure projects funded either solely by Council or in partnership with other key stakeholders have mainly focussed on revitalising communities in support of continuing cohesiveness as well as health and wellbeing. Our asset base has been enhanced and extended as a result of the additions from the capital works program.

Council is also focussed on further strengthening its asset management capability, particularly in line with the more strategic approach being endorsed by the Audit Committee but more broadly affecting all public sector entities and particularly local government. As many of our assets reach the latter portion of their useful lives and funding for replacement becomes harder to source, council is needing increasingly accurate processes and information to make informed decisions on the future asset strategies to maximise return on investment. Flow-on effects of operating costs such as depreciation, insurance and other asset maintenance costs play a key role in council's sustainability measures into the future.

It has and continues to be a busy time with land related matters with key native title, leasing and divestment decisions as council begins remodelling itself in addressing various governmental reforms and other influences. Our challenge now is to monitor our environment, assess potential impacts and deliver effective and innovative solutions in meeting the critical needs of our communities and more broadly the region.

Council, along with other regional stakeholders, continues to collaboratively drive economic change and employment opportunities through the region. We are also working to ensure that key projects, challenges and opportunities are communicated with our constituents and other key stakeholders to ensure effective community engagement in this and other critical areas. Through regular

consultations and Council's relaunched 'Strait Talk' Newsletter, we aim to keep our constituents up to date on Council business and improve stakeholder engagement.

Within Council, we have established a largely new executive team, with newly appointed staff into the key executive roles in Corporate Services, Engineering Services and Financial Services. Early in the 2015 calendar year, Council's continuing efforts have been realised with the implementation of the Torres Strait Island Regional Council Certified Agreement 2015 - 2017, investing in our people in line with our core value of being an employer of choice.

Our training strategy is also targeted at broader capacity building to engender transferrable skills across a multi-disciplinary workforce. Council has been fortunate enough to promote employees into senior management positions as a direct result of this approach and I look forward to and will continue to strongly support future opportunities for cross-skilling of our diverse workforce.



Empowering our people, in our decision, in our culture, for our future

Other pivotal areas of investment across Council include building, finance, Information Technology, tenancy management, safety and Human Resources areas and provide a strong and suitable workforce that not only provides for our current priorities but can really start to look at longer term goals identified as Council's key strategic objectives.

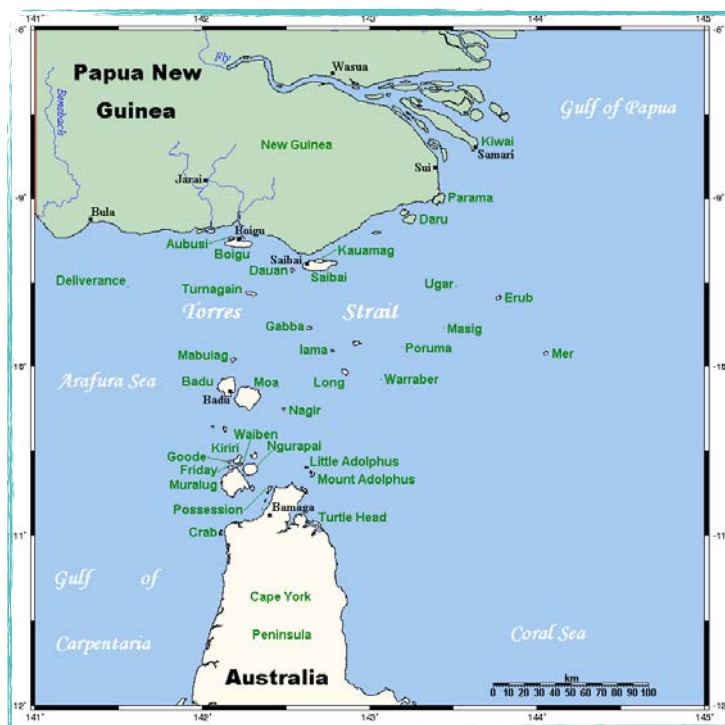
Dania Ahwang | Chief Executive Officer

About the Torres Strait Island Regional Council

The Torres Strait Island Regional Council is one of two local councils found in the Torres Strait. The Torres Strait Islands are scattered between the tip of Queensland's Cape York Peninsula and Papua New Guinea.

Council represents the 15 outer island communities of Badu, Boigu, Dauan, Erub (Darnley Island), Kirirri (Hammond Island), Iama (Yam Island), Kubin Community at Moa (Banks Island), Mabuiag, Masig (Yorke Island), Mer (Murray Island), Poruma (Coconut Island), Saibai, St Pauls Community at Moa (Banks Island), Ugar (Stephen Island) and Warraber (Sue Island).

Council was formed in 2008, as part of the State Government's amalgamation policy, as an entirely new local council governed under the *Local Government Act* (Qld). Prior to this, the area was under the jurisdiction of the *Community Services (Torres Strait) Act 1984* (Qld) and each community had its own independent Island Council.



Council is made up of a Mayor, 15 Councillors, a Chief Executive Officer and employees. The Mayor is elected 'at large' or by the whole council region. The Mayor presides over Council meetings and represents the organisation at formal occasions. The Deputy Mayor also makes sure the Chief Executive Officer carries out Council decisions.

Our Councillors are democratically elected, with one for each of our 15 electorate communities. Councillors make decisions on facilities, services and local laws and work to continually understand and fulfil community aspirations.

The Council administration arm has offices throughout its region, as well as at Waiben (Thursday Island) and in Cairns. The administration is made up of a Chief Executive Officer and staff with experience in areas such as engineering, human resources, finance, environmental health, construction, law, communications, administration and much more. It is the job of the administration arm to implement Council policies and decisions and to keep councillors informed. Council is one of the major employers in the Torres Strait.

Corporate Structure



Corporate Services

2014/15 was a successful year for the Department of Corporate Services, with significant five year Corporate Plan progress achieved. Some outcomes delivered include:

- Negotiation and implementation of Council's first Certified Agreement;
- New housing investment secured for Kubin, Mabuiag, Saibai, Boigu, Poruma, Warraber, St Pauls, Mer and Badu communities;
- Saibai Seawalls Native Title and Development Approvals secured;
- Freehold Pilot Program secured for Poruma, St Pauls and Hammond communities;
- Subordinate Local Laws reviewed and adopted;
- Manager Human Resources appointed;
- Employee Assistance Service restored;
- Training and Development position introduced;
- IT hardware refresh implemented;
- IT network improvements implemented;
- Electronic Records Management System implemented;
- Mechanics contract awarded;



- Fleet rationalisation progressed;
- Purchase of new plant and equipment complete;
- Asset Management Plans prepared and endorsed;
- Sustainability Matrix developed to refocus capital decision-making based primarily on 'need';
- Leasing and Licensing revenue stream achieved to assist in financially supporting operations (\$1.7M);
- Asset revaluation complete;
- Asbestos condition assessments undertaken on all Corporate Buildings;
- Fire Safety and Residual Current Device inspections / servicing complete on all Corporate Buildings; and
- Operational Plan reporting complete.



Chris McLaughlin | **Executive Manager Corporate Service**

Engineering Services

Council's Engineering Department has had a successful 2014-15 financial year, delivering several major projects including the construction of the Poruma Sewerage Scheme and upgrade to several roads at Kirriri (Hammond) and Moa. Our Engineering Services team continues to build capacity by providing ongoing training and providing professional development opportunities to staff in our communities.



Capital Works

In November 2014, the link-road between Kubin and St Pauls communities was sealed and pavement upgrades were completed by our team to improve safety and access between the two communities. The upgrade has also significantly reduced travel time. A local contractor was engaged to construct several roads on Kirriri (Hammond Island) and install solar streetlights on the wharf to improve community safety to the jetty and barge ramp area at night. The works supported local economic growth and strengthened local capacity for future projects. Council acknowledges the financial support from 'Aboriginal and Torres Strait Island Transport Infrastructure Development Scheme' (ATSI TIDS) of Department of Transport and Main Roads, and 'Heavy Equipment Machinery Training Program' (HEMTP) – a TSRA program, for providing additional funding for these projects.

Seawalls

The Torres Strait Seawalls Project builds necessary infrastructure to protect communities against rising sea levels and continuous erosion. The Project is jointly funded by State and Federal (including TSRA) governments. Work has commenced in Saibai and a separate wall was constructed around the cemetery to prevent flooding during the annual king tides. Council's Building Service Unit (BSU) engaged local contractors and managed the construction works.

Water and Sewerage

Council engaged Northern Water for a Desalination and Maintenance Contract in July 2014. This means a bi-annual service run and inspection of all desalination units in operation by Council. This will help minimise downtime of the desalination plants and help secure water production.

Council commenced in-house E. coli testing in a laboratory constructed in our Engineering Office on Thursday Island. The one-year trial consists of three communities sending their monthly water samples to Thursday Island instead of Cairns for E. coli testing. The training for the use of the E. coli testing equipment and procedures took place in early December of 2014. Engineering Services developed their own written procedures to train staff in community.

Construction and commissioning of the Poruma Sewerage Scheme was completed in December 2014.



Tender evaluation and engagement for a Project Manager for all TSIRC Major Infrastructure Program Round 5 (MIP5) projects was completed in January 2015. MIP5 projects include a Regional Telemetry (Remote equipment monitoring and control) Implementation Project and a Regional Water and Sewerage Upgrade Project.

Council is very pleased to see four of our apprentices graduated as licensed provisional plumbers. Plumbers: Billy Dau, Boigu Island; Albert Bann, Iama, George Mosby, Poruma and Wabay Marou, Mer Island will continue to be provided with opportunities to work with Council's licensed plumber, and Building Section to gain practical plumbing work experience, and have since provided their expertise to work on Council projects, including a water tank upgrade at Mer.

Infrastructure

Engineering Officers completed Line Marking at Poruma Aerodrome so that aircraft can land safely. Construction of a Waiting Shed at Mer Airport was completed at the end of July 2015.

David Baldwin | **Executive Manager Engineering Services**

Financial Services



Considerable progress was made this year as the Financial Services team focused on business improvement projects and bedded down a new departmental structure. With a focus on supporting council to deliver its organisational outcomes through stewardship, governance and innovative business solutions the following significant achievements were made during 2014-15:

- Successful QAO Audit Result
- Debt Recovery Strategy reviewed and implemented
- Refined and implemented stronger budgeting principles and process
- Alignment of capital expenditure decisions with budget reviews
- Implementation of Council's Certified Agreement

Further focus on developing the maturity of Council's budgeting cycle and principles throughout 2014 - 15 has enabled alignment of capital expenditure decisions with Council's long-term financial planning documentation. Strengthening this link will continue throughout 2015 - 16 to balance financial sustainability and the aspirations of our communities.

The latter part of 2014 - 15 saw the review and strengthening of Council's debt recovery practices. Central to this improvement practice has seen Council engage an external debt recovery agency to assist with timely debt recovery. The 2015 - 16 year will see the Finance Department continue this focus, working collaboratively with department representatives across the organisation and with Council's debtors, to establish binding payment arrangements to strengthen Council's cash flow and sustainability.

Overarching these achievements has been our commitment to a continuous improvement focus, by supporting and building capacity and sharing methodologies and experience across the department and throughout the Council and Community.



A stylized, handwritten signature in blue ink.

Melissa Barmettler | **Executive Manager Financial Services**

Community Services

Council's Community Services Department develop, manage and deliver a broad range of Community and Public Health services. In the 2014-15 financial year the department's priority was to provide improved service delivery across a broad range of programs including; Council's management of rental debt, Animal Management programs, Home and Community Care Services.



Community Services continued to create sustainable Health and Wellbeing programs for our communities and employees. The Department also worked towards the implementation of the new Commonwealth Home Support Program for the upcoming financial year.

Housing

Council has the responsibility of tenancy management of 14 communities in the Torres Strait region. Council is required to maintain its Registered Housing Provider status, and has been working closely with Q-Shelter on the registration process. Council continues to work in collaboration with the Department of Housing and Public Works to enable compliance with the 'Indigenous Housing Programs Assistance Agreement for the Delivery of Housing Services'

Health and Wellbeing Program



The 2014-15 Health and Wellbeing program focused on creating sustainable programs in the communities Healthy Lifestyle Officers (HLOs) are based. Strait Smile, a school-based program, funded with the Torres Strait Regional Authority (TSRA), focused on oral health prevention. Our Healthy Lifestyle Officers collaborated with Tagai Campuses on the island to implement the Strait Smile Program.

Council partnered with the Indigenous Cardiac Unit with Prince Charles Hospital and *Fitnance* to support nine of our Healthy Lifestyle Officers receive a Cert III in Fitness and Nutrition. The HLO's are now qualified group instructors, with the confidence to conduct small group fitness programs in their communities. Council also partnered with Cairns Taipans and Queensland Rugby League to deliver additional community programs.

Community Services

Council employs a team of 31 staff to deliver additional Community Services across the local government area comprising of: **Early Childhood Services** (Child Care, After School Care and Vacation Care); **Home and Community Care** (HACC) and **Indigenous Knowledge Centre's** (IKC's)

Our **Early Childhood Services** provide high-quality child-care for very young children aged up to 3.5 years at Aragon Child Care Centre – Badu Island and school-aged care for children at the Hammond Island After School Care Centre.

Council's **Early Childhood Educational Programs** work with families to develop age appropriate educational programs in accordance with the Early Years Learning Framework – Being, Belonging, Becoming (Child Care) My Time, Our Place (School Age Care).

Home and Community Care Services deliver services for people of all ages with a disability to assist them to remain at home and prevent inappropriate or premature admission to residential care. Services that Council delivers include; Domestic Assistance, Personal Care, Meals, Respite, Social Support, Transport, Client Care Coordination, Equipment use and Home Modifications.

A partnership between Council and State Libraries Queensland assist our **Indigenous Knowledge Centres** to deliver new technology, literacy and learning programs to empower our communities through shared learning experiences and work with communities to preserve local knowledge, culture and heritage, keeping our culture strong for generations.



Environment and Health

Council delivers Environmental Health and Animal Management services throughout the local government area under the Aboriginal and Torres Strait Islander Public Health Program with assistance through funding by the Queensland Government.



Council currently employs a team of 21 staff to deliver Environmental Health services to the community. Key areas of service delivery include Animal Management, Food Safety and Awareness, Health Promotion, Compliance and Enforcement and Pest Management.

The Environmental Health Program supports capacity building and professional development of its Environmental Health employees through mentoring, tertiary education, and in-house training.

David Abednego

David Abednego | Executive Manager Community Services

Building Services Unit

The 2014/2015 financial year has again been a very busy and successful year for Council's Building Services Unit (BSU). We have continued to focus on the provision of Repair and Maintenance (R&M) and Capital Upgrade (including new construction) works/services to Council's social housing assets and building infrastructure stocks.

All BSU operations are undertaken in complete compliance with the Council's Operational Plan, and fully meet the Council's objectives in respect of the provision of healthier communities, enhanced wellbeing, and improved living standards.

The BSU has consistently delivered all of its fundamental services in the most appropriate, efficient, and cost effective manner as well as satisfying the work completion time frames nominated by State and/or Federal Government funding Departments.

Our 2014/15 operational budget was developed to adequately meet (and satisfy) the anticipated works and major projects of our primary funding body (the Building & Asset Services component of DHPW), to enable BSU to respond pro-actively to the R&M needs of Council's social housing tenants, and ultimately, generate an additional untied revenue stream for Council to use at its own discretion. Overall, in the 2014/15 financial year, the BSU generated revenue in the order of \$21M and expended some \$15M in performing its various R&M and Capital Works engagements.

Our capacity to provide quality and cost-effective outcomes, combined with an expanded knowledge and experience base within our staffing resources, enabled BSU to confidently expand into the arena of construction of new residential houses. During the 2014/15 reporting year, the BSU tendered for, and successfully secured, two separate "design and construct" residential housing contracts – one under the NPARIH program and one under the R&R program. The combined contract value of these two contracts was in excess of \$9.3M ex GST. Upon completion of construction, a total of 13 individual new residential housing units (consisting of detached houses and duplexes located at Boigu, Saibai, Iama, Hammond, and St Pauls) will be added to the Council's rental stock.

Of further major significance, BSU tendered for, and secured, an infrastructure works contract with the Department for Aboriginal and Torres Strait Islander Partnerships (DATSIP) for "TSIRC Minor Plumbing Works" at an initial contract value of \$1.7 M. This project involves the clearing of over-growth/vegetation over existing mains, the provision of water meter services and sewer connection points to existing selected lots, and extending sewer/water mains reticulation networks through selected streets. The contract includes works on Badu, Mer, Poruma, St Pauls, & Warraber.

Looking forward, the future looks bright – the BSU will continue to pro-actively meet its R&M and Capital Works engagements and provide value-for-money results and outcomes particularly targeting improved living standards for the constituents of the Torres Strait Island Regional Council.



Lloyd Sunderland | **General Manager Building Services Unit**

Performance and Advocacy

Council's Performance and Advocacy team is responsible for our communications with Local, State and Federal Government Departments and Non Governmental Organisations to successfully achieve Council's Corporate Plan deliverables. The Team is also responsible for our Community Engagement and funding submissions to support coordinated effective advocacy strategies. In addition the Team supports the development of a senior management performance culture that includes management, actioning, follow up and reporting of executive action items.



This year has been a successful year for the Performance and Advocacy Team highlighted by over \$850,000 worth of successful funding submissions and a rebranded and relaunched Council's newsletter "Strait Talk" and our Council Facebook Page.

Strait Talk continues to enrich community engagement by building capacity 'both-ways' in our teams. We look forward to strengthening our cross-cultural communications over the next year and will continue to promote culture and make sure our stories are told in a way that matters.

Council's Facebook page reached a milestone of 1,000 likes and continues to grow and expand sharing our stories and providing invaluable information for our stakeholders, constituents and staff members.



Katherine Wiggins | **Manager Performance and Advocacy**

Divisional Offices

We are responsible for over 60 positions, across our 15 divisional offices. Our team are prioritising community service delivery and are working towards becoming more self-sufficient through better management of revenue. We have also been working hard to improve stock and asset control, and our reporting and reconciliation processes.

Training and Professional Development ranging from in-house training to Certificates, Diploma's and Degrees are one of the benefits of working with Council. Council encourages and fully supports all of our staff to gain accredited training so we can continue to build capacity and skills stay in our communities.



In this financial year we worked towards creating clear promotional pathways for our staff to fill more senior roles. This resulted in identifying Cluster Managers so that Divisional Managers and their teams received additional support on ground; staff are now better equipped to provide an effective and efficient service for our people of the Torres Strait. Our divisional teams fully support our Council vision of 'Empowering our people, in our decision, in our culture, for our future.'



Daisy Ketchell | **Executive Officer**



Our Councillors

Mayor Fred Gela



Boigu - Division 1
Cr Dimas Toby



Dauan - Division 2
Cr Joel Gaidan



Saibai - Division 3
Cr Ron Enosa



Mabuiag - Division 4
Cr Keith Fell (Dep. Mayor)



Badu - Division 5
Cr Horace Baira



Kubin Community at
Moa - Division 6
Cr David Bosun



St Pauls Community
at Moa - Division 7
Cr Toshie Kris



Kirirri (Hammond Island)
Division 8
Cr Mario Sabatino



Iama - Division 9
Cr Getano Lui



Warraber - Division 10
Cr Willie Lui



Poruma - Division 11
Cr Phillemon Mosby



Masig - Division 12
Cr Ted Nai



Ugar - Division 13
Cr Rocky Stephen



Erub - Division 14
Cr Jimmy Gela



Mer - Division 15
Cr William Akee

Councillor Meeting Attendance



Councillor	Jul 14	Aug 14	Sep 14	Oct 14	Nov 14	Dec 14	Jan 15	Feb 15	Mar 15	Apr 15	May 15	Jun 15	Total
Mayor Fred Gela	●	●	●	●	●	●	●	●	●	●	●	●	12
Dep. Mayor Keith Fell	●	●	●	●	●	●	●	●	●	●	●	●	10
Cr Dimas Toby	●	●	●	●	●	●	●	●	●	●	●	●	10
Cr Joel Gaidan	●	●	●	●	●	●	●	●	●	●	●	●	11
Cr Ron Enosa	●	●	●	●	●	●	●	●	●	●	●	●	11
Cr Horace Baira	●	●	●	●	●	●	●	●	●	●	●	●	10
Cr David Bosun	●	●	●	●	●	●	●	●	●	●	●	●	12
Cr Toshie Kris	●	●	●	●	●	●	●	●	●	●	●	●	12
Cr Mario Sabatino	●	●	●	●	●	●	●	●	●	●	●	●	10
Cr Getano Lui Jnr	●	●	●	●	●	●	●	●	●	●	●	●	10
Cr Willie Lui	●	●	●	●	●	●	●	●	●	●	●	●	10
Cr Phillemon Mosby	●	●	●	●	●	●	●	●	●	●	●	●	12
Cr Ted Nai	●	●	●	●	●	●	●	●	●	●	●	●	11
Cr Rocky Stephen	●	●	●	●	●	●	●	●	●	●	●	●	12
Cr Jimmy Gela	●	●	●	●	●	●	●	●	●	●	●	●	12
Cr William Akee	●	●	●	●	●	●	●	●	●	●	●	●	12

Councillor Remuneration

Councillor	Division	Travel Allowance	Councillor Allowance
Fred Gela (Mayor)		\$9,753.08	\$95,488.12
Keith Fell (Dep Mayor)	Mabuiag	\$9,090.75	\$55,089.06
Dimas Toby	Boigu	\$2,731.65	\$47,743.86
Joel Gaidan	Dauan	\$4,941.70	\$47,743.86
Ron Enosa	Saibai	\$5,933.60	\$47,743.86
Horace Baira	Badu	\$6,134.10	\$47,743.86
David Bosun	Kubin	\$4,756.30	\$47,743.86
Toshie Kris	St Pauls	\$5,576.50	\$47,743.86
Mario Sabatino	Kirirri (Hammond)	\$3,320.40	\$47,743.86
Getano Lui Jnr	Iama	\$5,296.60	\$47,743.86
Willie Lui	Warraber	\$2,275.20	\$47,743.86
Phillemon Mosby	Poruma	\$7,118.55	\$47,743.86
Ted Nai	Masig	\$8,440.05	\$47,743.86
Rocky Stephen	Ugar	\$9,847.00	\$47,743.86
Jimmy Gela	Erub	\$6,211.30	\$47,743.86
William Akee	Mer	\$6,423.85	\$47,743.86
TOTAL		\$97,850.63	\$818,991.22

Councillor Discretionary Fund

Councillor	Division	TOTAL
Fred Gela (Mayor)		\$25,603.05
Keith Fell (Dep Mayor)	Mabuiag	\$20,003.53
Dimas Toby	Boigu	\$15,816.03
Joel Gaidan	Dauan	\$26,041.75
Ron Enosa	Saibai	\$19,881.26
Horace Baira	Badu	\$10,838.65
David Bosun	Kubin	\$16,142.23
Toshie Kris	St Pauls	\$20,241.33
Mario Sabatino	Kirirri (Hammond Island)	\$17,259.82
Getano Lui Jnr	Iama	\$16,630.06
Willie Lui	Warraber	\$19,170.14
Phillemon Mosby	Poruma	\$15,064.92
Ted Nai	Masig	\$18,609.14
Rocky Stephen	Ugar	\$28,148.03
Jimmy Gela	Erub	\$19,619.56
William Akee	Mer	\$21,087.21
TOTAL		\$310,156.71



Councillor Complaints and recommendations

Local Government Act 2009 (Qld)	Completed	Refers to
The total number of orders and recommendations made under section 180(2) or (4) of the Act	Nil	Taking disciplinary action [Review Panel]
The total number of orders made under section 181 of the Act	Nil	Inappropriate Conduct
The name of each Councillor in relation for whom an order or recommendation was made under section 180 of the Act or an order was made under section 181 of the Act	Nil	Inappropriate Conduct
A description of the misconduct or inappropriate conduct engaged in by each of the Councillors	Nil	Further action taken
A summary of the order or recommendation made for each Councillor	Nil	Orders/Recommendations
The total number of complaints about the conduct or performance of Councillors for which no further action was taken under section 176C(2) of the Act	Nil	Further action [frivolous, vexation or lacking in substance]
The number of complaints referred to the department's Chief Executive under section 176C(3)(a)(i) of the Act	Nil	Referral to Department's CEO - complaint about conduct of Mayor/Deputy Mayor
The number of complaints referred to the Mayor under section 176C(3)(a)(ii) or (b)(i) of the Act	1	Referral to Mayor - complaint about conduct of Councillor other than Mayor/Deputy Mayor
The number of complaints assessed by the Chief Executive Officer under section 176C(4)(a) of the Act	1	Misconduct - referred by CEO to Department's CEO
The number of complaints assessed by the Chief Executive Officer as being about official misconduct	1	Official Misconduct
The number of complaints heard by a regional conduct review panel	Nil	Heard by regional conduct review panel
The number of complaints heard by the tribunal	Nil	Heard by tribunal
The number of complaints to which section 176C(6) of the Act applied	Nil	Other matters - dealt with in another way

Particular resolutions

Expense reimbursement policy

Section 250 of the Local Government Regulation 2012 (Qld)

The expenses reimbursement policy is a policy providing for the following:

- Payment of reasonable expenses incurred, or to be incurred, by Councillor's for discharging their duties and responsibilities as Councillor's;
- Provision of facilities to Councillor's for that purpose.

Council adopted its Councillor Expense Reimbursement and Facilities Provision (SPO 6) for the period 1 July 2014 to 30 June 2016 in June 2014, as follows:

Item 6.2

CFO POLICIES

RESOLUTION

Moved Cr Fell, Seconded Cr Baira that Council adopt the following Chief Financial Officer's Policies:

- Investment (SPO 1)
- Community Grants (SPO 3)
- Debt (SPO 4)
- Revenue (SPO 5)
- Councillor Expense Reimbursement and Facilities Provision (SPO 6)
- Fiscal Governance (PO 4)
- Entertainment, Hospitality and Civic Duty (PO 11)

For the period 1 July 2014 to 30 June 2016.

Motion Carried



Expenditure on Grants to Community Organisations

Division	Expense
Regional	\$37,331.74
Mayor	\$25,603.05
Mabuiag	\$20,003.53
Boigu	\$15,816.03
Dauan	\$26,041.75
Saibai	\$19,881.26
Badu	\$10,838.65
Kubin	\$16,142.23
St Pauls	\$20,241.33
Kirirri (Hammond Island)	\$17,259.82
Iama	\$16,630.06
Warraber	\$19,170.14
Poruma	\$15,064.92
Masig	\$18,609.14
Ugar	\$28,148.03
Erub	\$19,619.56
Mer	\$21,087.21
TOTAL	\$347,488.45

Senior Management Remuneration

Senior Management Remuneration is reported in accordance with section 201 of the *Local Government Act 2009* (Qld).

Band Number of Senior Managers	In band
\$0.00 - \$100,000	2
\$100,001 - \$200,000	7
\$200,001 - \$300,000	1
Total Remuneration of Senior Management	\$1,387,020.74

Overseas travel

There was no overseas travel made by a councillor or local government employee in an official capacity during the financial year.

Administrative Action Complaints

Administrative Action Complaints under section 187 of the <i>Local Government Regulation 2012</i> (Qld)	Completed	Refers to
A statement about the local government's commitment to dealing fairly with administrative action complaints	Refer to Council's General Complaints Process Procedure	Council's General Complaints Process Procedure
A statement about how the local government has implemented its complaints management process, including an assessment of the local government's performance in resolving complaints under the process	Timeframes for each step are specified within Council's General Complaints Process Procedure	Council's General Complaints Process Procedure
The number of administrative action complaints made to the local government	1	Administrative action complaints made
The number of administrative action complaints resolved by the local government under the complaints management process	0	Administrative action complaints resolved
The number of administrative action complaints not resolved by the local government under the complaints management process	1	Administrative action complaints unresolved
The number of administrative action complaints under paragraph (a)(iii) that were made in a previous financial year	Nil	Administrative action complaints unresolved in previous year

Investigation Notices

Council did not receive any Investigation Notices from Queensland Competition Authority.

Internal Audit

In line with the requirements of the *Local Government Act 2009* and its supporting regulations, Council's Audit Committee consists of two Councillors and two external members, one of whom is the Audit Committee Chair.

The two Councillor positions were held by Cr Fred Gela (Mayor) and Cr Ted Nai (Masig). The external members of the committee were Eric Muir (also the Audit Committee Chair) and David Edgerton.

Under its Charter the Committee is responsible for the financial oversight of the Council's activities and Risk Management processes as well as review and follow up of audit issues raised by both internal audit and QAO.

Evaluating activities and controls

The Internal Audit department operates in accordance with the Internal Audit Charter and Internal Audit Procedure. It sets out the mandate, roles and responsibilities of the internal audit function. It outlines the dual reporting line of the Principal Internal Auditor, to the Audit Committee and the Chief Executive Officer. Council's internal audit activity over the medium-term is managed via a three-year Strategic Internal Audit Plan, while the specific internal audit activities performed each year are outlined in the Annual Internal Audit Plan. These plans were reviewed and endorsed by the Audit Committee in October 2013 and June 2014 respectively.

During 2014-15, Council's internal audit department was staffed by one full-time employee. The internal audit department provides an independent and professional review, established to evaluate the risks and controls associated with Council's activities, processes and systems. By reviewing Council's risks, internal controls, efficiency, effectiveness, governance, performance and compliance, internal audit aims to provide assurance that the Council and its management are discharging their responsibilities effectively and efficiently.

Internal audit reports to the Audit Committee were reviewed at the following meetings held during 2014-15:

- August 2014;
- October 2014;
- February 2015;
- April 2015; and
- June 2015.

The Audit Committee Chair reported in writing to Council following each Audit Committee Meeting in line with the above timeframes and further presented to Council in November 2014.

Invitations to change tender (changed tender specifications)

There were no invitations to change tenders under section 228(7) of the *Local Government Regulations 2012* (Qld) during the financial year.

Commercial business units (beneficial enterprises)

Section 41 of the *Local Government Act 2009* (Qld)

Council does not currently have any adopted commercial business units. Therefore, Council has no Annual Operations Report on Commercial Business Units (beneficial enterprises).

Significant business activities

Section 45 of the *Local Government Act 2009* (Qld)

Council did not have any significant business activities in this financial year.

Rates and charges

Council did not levy any special rates or charges in this financial year.

Registers kept by the Torres Strait Island Regional Council

Registers kept by Council (subsection 190(1)(f) of the *Local Government Regulation 2012* (Qld):

- Register of Councillors
- Delegations Registers
- General Complaints Database
- Land Record
- Local Laws Register
- Lost and Stolen Property
- Cat and Dog Register
- Cost-recovery Fees Register
- Register of Electoral Gifts
- Register of Gifts
- Road Map and Register
- Right to Information Database
- Beneficial Enterprises
- Interests Register
- Assets Register

- Pre-qualified Suppliers
- Preferred Suppliers

Community Financial Report

This Community Financial Report shows a summary of the Financial Statements with the aim of providing understandable information to the members of our community. The use of plain language and pictorial aids such as graphs and tables, allows readers to easily evaluate Council's financial performance and financial position.

The Community Financial Report is prepared in accordance with Section 179 of the Local Government Regulation 2012. Council's full Financial Statements and accompanying notes can be found within the Annual Report. The Financial Statements have been prepared in accordance with Australian Accounting Standards and complies with the requirements of the Local Government Act 2009 and the Local Government Regulation 2012.

The Financial Statements in this report cover a 12 month period ending 30 June 2015. The Financial Statements contained in this report include:

- **Statement of Comprehensive Income** – measures how Council performed during the year. The statement displays Council's revenue and expenses with the resulting profit or loss amount known as the Net Result. This also displays Council's other comprehensive income.
- **Statement of Financial Position** – shows what Council owns (assets), what Councils owes (liabilities) and Council's net worth (community equity). Total community equity is equal to total assets minus total liabilities. Community equity can be a reflection of how healthy the position of Council is at a given point in time. The more Council's asset value is higher than Council's liabilities, the better the position of Council.
- **Statement of Cash Flow** – reports how revenue received and expenses paid impact on Council's cash balances.
- **Statement of Changes in Equity** – presents a summary of transfers to and from community equity accounts including retained earnings and asset revaluation surplus.
- **Notes to the Financial Statements** – provide a detailed breakdown of all significant items in the Financial Statements and what these items represent.
- **Long-Term Measures of Financial Sustainability** – presents three sustainability indicators which have been set by the Department of Infrastructure, Local Government and Planning, to help monitor the long-term sustainability of Council's across Queensland.

Understanding Council’s financial performance

(Statement of Comprehensive Income)

Operating Position:

Council’s operating position reflects the Council’s ability to meet its day-to-day running costs from operating revenue. This includes Council’s ability to fund the future acquisition and replacement of assets.

The operating position is calculated using the formula:

Operating revenue – Operating expense = Operating Surplus (Deficit)

This calculation does not include revenue or expenses for capital projects. This graph shows the operating position of Council over the past five years.



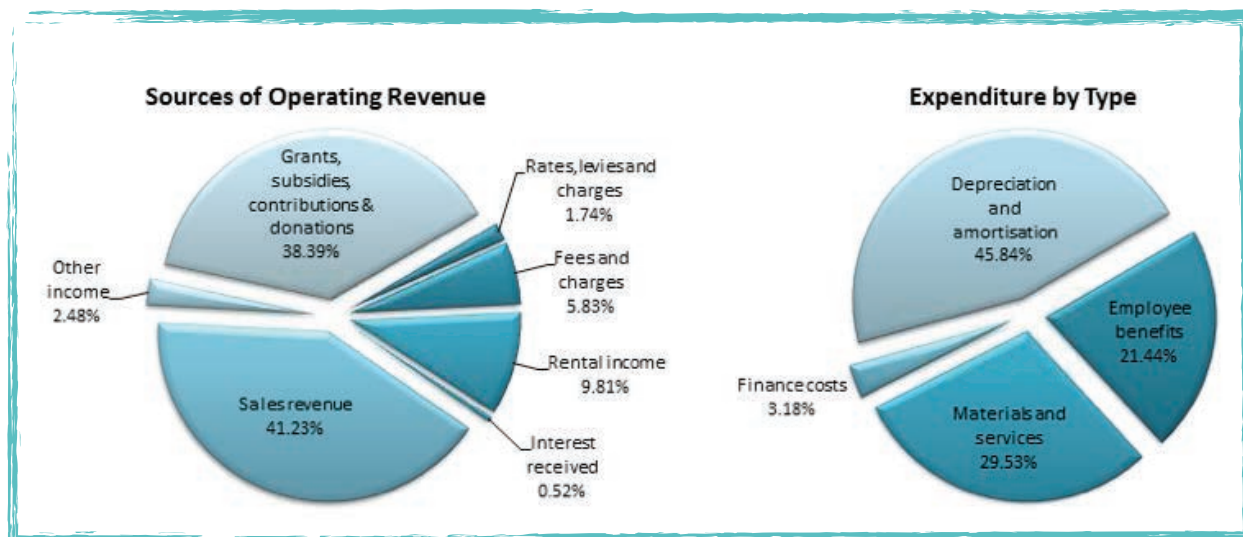
Council’s operating position for the year ended 30 June 2015 is a deficit of \$27,415,916. While a negative result is not desirable, accounting depreciation has had a significant impact on Council’s operating result. Accounting depreciation of \$40,065,248 is listed as an expense in order to account for the use or deterioration of community assets over the expected life of each asset. Council is undertaking a comprehensive review of remaining useful lives during 2015-16 to ensure the best value and longest life is achieved for each asset.

Sourcing our revenue

Where our money comes from

Identifying our expenses

Where our money goes



Council received \$59,981,664 of operating revenue during 2014-2015. Sales revenue continues to be the major source of income equating to \$24,731,228 or 41.23% of total revenue. Another significant source of revenue is grants, subsidies, contributions and donations providing \$23,025,071 of revenue or 38.39% of total revenue. The remaining operating revenue for Council is sourced from community levies, rates and charges, fees and charges, rental income, interest revenue and other income.

Council's operating expenses for the 2014-2015 financial year totalled \$87,397,580. The major expenses as depicted in the graph above are depreciation and amortisation costs at 45.84%, materials and services at 29.53% and employee benefits at 21.44%.

Council is actively working to reduce its operating expenditure by identifying efficiencies and ensuring value for money on purchases.

Net result:

Council's net result reflects total revenue less total expenses, this includes capital revenue and expenditure however does not include any adjustments for asset revaluations.

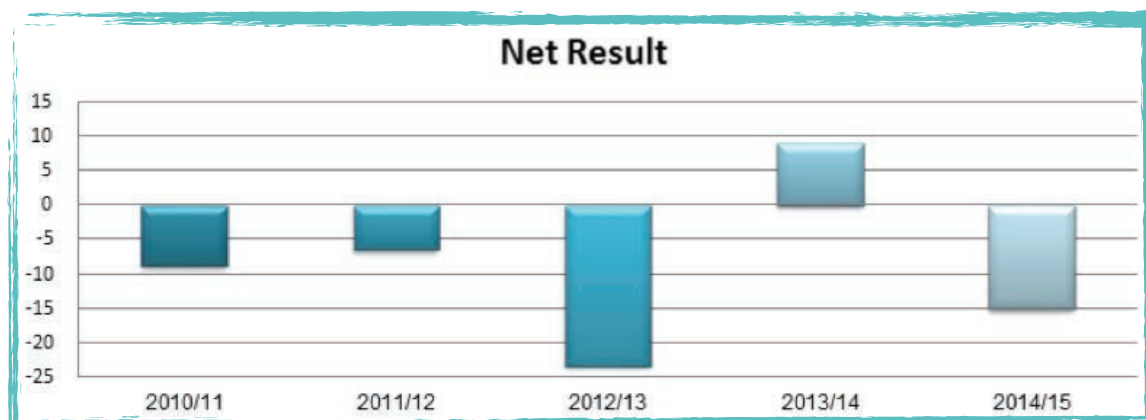
The net result is calculated using the formula:

$$(\text{Operating} + \text{Capital revenue}) - (\text{Operating} + \text{Capital expenses}) = \text{Net result}$$

The net result for 2014-2015, as reported in the Financial Statements is a deficit of \$15,017,167. This result includes the following major items:

- \$23,025,071 of operating grants, subsidies, contributions and donations received by various Government agencies to assist with the day to day running costs of the Council.
- \$9,883,057 of Community Housing assets contributed by the Department of Housing and Public Works. The value of these assets are accounted for as non-cash revenue.

- \$40,065,248 of accounting depreciation expense. The value of depreciation is accounted for as a non-cash expense.



Understanding our financial position

(Statement of Financial Position)

Assets: what we own

Council's assets as at 30 June 2015 total \$703,651,853. This includes \$32,014,438 of current assets (liquid assets or amounts due to be received within twelve months) and \$671,637,415 of non-current assets. The most significant component of our assets is our investment of \$665,624,385 in property, plant and equipment in our region. This is equivalent to 94.74% of total assets.

Current assets consist of cash and cash equivalents, trade and other receivable, inventories and other financial assets. Non-current assets consist of property, plant and equipment, intangibles and other financial assets.

Trade and other receivables reflect outstanding housing and commercial debts payable as at 30 June 2015.

Liabilities: what we owe

Council's liabilities include loans, amounts owed to suppliers, amounts owing to employees for leave entitlements and provision for future expenditure such as landfill restoration costs. Council's total liabilities were \$10,774,614 as at 30 June 2015. This includes \$6,220,677 of current liabilities (due to be paid out within twelve months) and \$4,553,937 of non-current liabilities.

Trade and other payables represent the largest component within Council's liabilities (49.32%) and consist of trade creditors, employee entitlements, GST payable and refundable bonds.

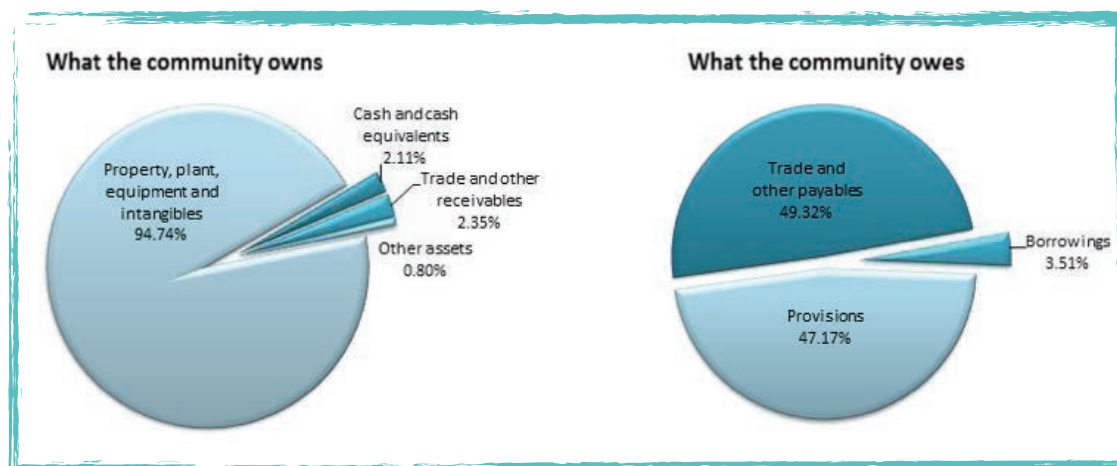
Borrowings consist of a loan from Queensland Treasury Corporation (QTC). Council's borrowings are discussed further in the Queensland Treasury Debt section.

Assets

What the community owns

Liabilities

What the community owes



Community Equity: net worth of council

Community equity is calculated using the formula:

Assets (what we own) – Liabilities (what we owe) = Community Equity

Council's total community equity as at 30 June 2015 is \$692,877,239. Asset revaluation surplus represents \$154,268,960 of total equity and relates to the increase in values of property, plant and equipment.

Queensland Treasury Debt

Queensland Treasury Corporation is the State Government owned lending agency from which most local governments and state agencies within Queensland borrow to finance infrastructure projects. At the end of the financial year, Council owed Queensland Treasury Corporation a total of \$378,198. This financial year Council did not undertake any new borrowings.

Council manages its debt in accordance with its Debt Policy. The policy states:

- No use of long term debt to finance operating activities or recurrent expenditure;
- Priority will be given in any borrowing program to income producing assets;
- The ratio of Interest and Redemption to Grant Income should remain less than ten (10) percent.

Principal and interest repayments are made on these borrowings on a monthly basis in accordance with the terms and conditions set by Queensland Treasury Corporation. The repayments terms are reviewed on a regular basis in order to ensure that the expected loan term aligns with market movements.

Financial Sustainability Ratios

Responsible financial management is crucial for Council to ensure it is financially sustainable for the short, medium and long term.

The Community Financial Report contains three measures of financial sustainability used to demonstrate Council is operating in a prudent financial manner whilst maintaining its financial management objectives in accordance with Section 178 of the Local Government Regulations 2012.

The target range for the financial ratios is set in accordance with Department of Infrastructure, Local Government and Planning Financial Management (Sustainability) Guideline 2013. There are circumstances specific to Council where actual results may vary from the target range.

The following table shows actual historical ratio values for the last two financial years. Forecast ratios for the next nine years are included in the Long Term Financial Sustainability Statement contained within the audited Financial Statements.

RATIO	DESCRIPTION	FORMULA	TARGET RANGE	13/14	14/15	WITHIN RANGE 2014/15	EXPLANATION
OPERATING SURPLUS RATIO	This is an indicator of the extent to which revenues raised cover operational expenses only or are available for capital funding purposes.	$\frac{\text{Net Result (excluding capital items)} + \text{Total Operating Revenue (excluding capital items)}}{\text{Total Operating Revenue (excluding capital items)}}$	Between 0% and 10%	-44%	-46%	X	Council has seen an increase in income and a decrease in employee benefits and materials and services. These improvements are not reflected in the ratio as depreciation expense has increased due to componentisation of assets. Depreciation is a non-cash allocation of asset consumption.
ASSET SUSTAINABILITY RATIO	This is an approximation of the extent to which the infrastructure assets managed by Council are being replaced as they reach the end of their useful lives.	$\frac{\text{Capital expenditure on the replacement of assets (renewals)} + \text{Depreciation expense}}{\text{Total Operating Revenue (excluding capital items)}}$	Greater than 90%	132%	28%	X	Council is dependant on State and Federal funding for renewal of infrastructure assets. Timing of renewal programs do not always coincide with the annual allocation of depreciation.
NET FINANCIAL LIABILITIES RATIO	This is an indicator of the extent to which the net financial liabilities of Council can be serviced by its operating revenues.	$\frac{\text{Total Liabilities less Current Asset}}{\text{Total Operating Revenue (excluding capital items)}}$	Not greater than 60%	-32%	-35%	✓	Council has minimal liabilities as a percentage of Total Operating Revenue.

Conclusion

During the 2014/2015 financial year, Torres Strait Island Regional Council recorded a substantial operating deficit. This deficit is primarily driven by the recognition of accounting depreciation. At present, the revenue streams of Council are not adequate to cover operational costs (including depreciation) of Council.

Council remained committed to improving its long term sustainability, using strategies like the long term forecast, annual operational planning and conducting regular budget reviews.

Further details and breakdowns of all of the above items can be found in the audited Financial Statements and the detailed notes to the Financial Statements.

Financial Management Strategy

Council has undertaken a number of long term financial planning initiatives since the time of amalgamation. These have included:

- Development and regular update of Councils Long Term Financial Model;
- Divestment of non-core Local Government Services to the Community;
- Implementation of a rigorous Debt Management Policy;
- Identification and valuation of all Council assets;
- Development of Asset Management Plans for all asset classes;
- Implementation of cashless divisional offices; and generally

The Council has made further long term financial management decisions. The Long Term Financial Plan and subsequent strategy for Council is to:

- Maximise own source revenue initiatives including strengthening the Debt Recovery process;
- Concentrate on delivering a surplus budget (before depreciation).
- Deliver on Asset Management Plan strategies and goals where funding allows Council to do so; and
- Continue to lobby Federal and State Governments to free up funds for further Asset Management Plan initiatives.

The relevant measures of financial sustainability identified above have been calculated in accordance with Councils long term financial management plan.

Attached Financial statements 2014 - 2015

- TSIRC Financial Statements 2014-15
- Signed Management Certificate
- Auditor Report
- Detailed Discretionary Fund Allocation



Councillor Discretionary Fund Allocation 2014-15
Mayor - Fred Gela

Organisation/Individual	Purpose of Donation	Amount
George Nona	Gift presentation to Patty Mills	\$ 3,200.00
Frances Whap	Sponsorship to attend International Bayley's Fiji Coral Coast Rugby Seven's tournament in Sigatoka Fiji	\$ 109.00
Torres Shire Council	Donation for the Bernard Namok Anniversay	\$ 4,545.45
Torres Strait Fishers Association	Contribution towards Torres Strait Fishers Association office equipment	\$ 2,000.00
Indigenous Marathon Project	Donation for Indigenous Marathon Project	\$ 500.00
Cairns Funeral Directors	Sorry Business	\$ 5,658.19
Thamey Pearson and Ida May	Sponsorship for Kulkaigal to attend Torres Strait Cup on Thursday Island	\$ 3,000.00
Torres Shire Council	Donation towards Traditional Boat Race	\$ 9,000.00
Hammond Island Ferry	Ferry charter for participants to attend community celebration for the Indigenous Marathon Project	\$ 545.45
Jardine Motel	Sorry Business	\$ 218.18
McDonald Charter Boats	Sorry Business	\$ 44.00
Peddells Thursday Island	Sorry Business	\$ 107.56
Qantas Airway	Sorry Business	\$ 147.27
Wotif.Com	Sorry Business	\$ 405.00
Naiger United Ladies Football Club	Sponsorship for jerseys to attend Torres Strait Cup on Thursday Island	\$ 909.09
Cape Air Transport	Sorry Business	\$ 674.55
IBIS	Sorry Business	\$ 197.49
	Total	\$ 31,261.23

Division 4 - Mabuiag - Deputy Mayor Keith Fell

Organisation/Individual	Purpose of Donation	Amount
Kaiwalagal Juniors Rugby League	Sponsorship for the Gordon Tallis Cup in Townsville	\$ 100.00
Besi Blazers Sporting Club	Sponsorship to attend the Torres Strait Cup on Thursday Island	\$ 3,000.00
Frances Whap	Sponsorship to attend International Bayley's Fiji Coral Coast Rugby Seven's tournament in Sigatoka Fiji	\$ 107.00
Besi Blazers Sporting Club	Contribution towards Art materials and supplies for NAIDOC celebration	\$ 992.00
Mabuiag P & C	Donation for purchase of supplies for P&C meeting	\$ 1,000.00
Besi Blazers Sporting Club	Sorry Business	\$ 1,000.00
Leo Akee (Jnr)	Sponsorship towards trip to USA	\$ 1,000.00
Besi Blazers Sporting Club	Sponsorship for Ladies Football Team to attend Torres Strait Cup Carnival	\$ 3,000.00
Council of Anglican Church	Sponsorship for Ugar Church fundraising	\$ 500.00
Besi Blazers Sporting Club	Sponsorship for sports presentation and cultural activities	\$ 1,000.00
Cape Air Transport	Sorry Business	\$ 968.18
Debra Rose Funeral Directors	Sorry Business	\$ 3,736.35
Goemulgau Kwod Association	Contribution towards "Revisiting Our Culture" program held between February and September 2015	\$ 1,000.00
Besi Blazers Sporting Club	Sponsorship for mixed darts team to attend Darts Carnival on Thursday Island	\$ 600.00
IBIS	Sorry Business	\$ 200.00
Besi Blazers Sporting Club	Sorry Business	\$ 1,800.00
	Total	\$ 20,003.53

Division 1 - Boigu - Councillor Dimas Toby

Organisation/Individual	Purpose of Donation	Amount
Frances Whap	Sponsorship to attend International Bayley's Fiji Coral Coast Rugby Seven's tournament in Sigatoka Fiji	\$ 107.00
Taipan Trading	Catering and transportation for The Church of St Saviour Annual fundraising event	\$ 1,500.00
Thelma Toby	Sponsorship for Malu Kiwai Ladies Rugby League Team	\$ 1,500.00
Roy Auda	Sponsorship for Malu Kiwai Ladies Rugby League Team	\$ 1,500.00
Torres Strait Island Regional Council	Supply of oil for community cleanup	\$ 490.91
Walea Tom	Sponsorship for Memorial Rugby League Team	\$ 3,500.00
Aaron Tom	Donation for seafood handling and diving course in Tasmania on 10th November 2014	\$ 1,500.00
Maudesta Tom	Donation for Seafood Handling and Diving Course in Tasmania on 10th November 2014	\$ 1,500.00
Taipan Trading	Catering for community cleanup	\$ 50.91

Taipan Trading	Catering for community cleanup	\$ 2,055.27
Torres Strait Island Regional Council		\$ 245.45
Taipan Trading	Sorry Business	\$ 1,363.64
IBIS	Purchase of supplies for ANZAC Day celebrations	\$ 456.62
Taipan Trading	Outboard oil for dinghy to gather seafood for ANZAC Day celebrations	\$ 46.23
	Total	\$ 15,816.03

Division 2 - Dauan - Councillor Joel Gaidan		
Organisation/Individual	Purpose of Donation	Amount
Frances Whap	Sponsorship to attend International Bayley's Fiji Coral Coast Rugby Seven's tournament in Sigatoka Fiji	\$ 107.00
George Wosomo	Sponsorship for Church of Holy Cross Dauan Island - Holy Cross Church Day	\$ 5,000.00
Cairns Business and Leisure Travel	Sorry Business	\$ 11,072.72
Rex Gaidan	Donation towards Parish of Ascension Independent Church of Torres Strait and Kaiwalagal to assist in purchasing new materials to build church	\$ 4,000.00
Cairns Business and Leisure Travel	Sorry Business	\$ 1,971.82
Tagai State School	Donation to Masig Muisau Campus	\$ 2,000.00
Cape Air Transport	Sorry Business	\$ 1,027.27
Cairns Business and Leisure Travel	Sorry Business	\$ 570.92
IBIS	Sorry Business	\$ 292.02
	Total	\$ 26,041.75

Division 3 - Saibai - Councillor Ron Enosa		
Organisation/Individual	Purpose of Donation	Amount
Frances Whap	Sponsorship to attend International Bayley's Fiji Coral Coast Rugby Seven's tournament in Sigatoka Fiji	\$ 107.00
Fernandez Music	Purchase of musical instruments for the Anniversary of First Councillors Meeting	\$ 7,085.95
Sign Pac	Plaque for the 25th Anniversary of Saibai Island Dance Team	\$ 250.00
Torres Strait Island Regional Council	Supply of super outboard two stoke oil for the Anniversary of First Councillors Meeting	\$ 60.44
Torres Strait Island Regional Council	Supply 140L of unleaded fuel Anniversary of First Councillors Meeting	\$ 343.64
IBIS	Purchase of supplies for the Anniversary of First Councillors Meeting closing ceremony	\$ 974.80
IBIS	Purchase of supplies for Pastor Waiben Wosomo spiritual growth program	\$ 495.60
Cape Air Transport	Charter flight for Saibai community members to attend tombstone opening on Thursday Island	\$ 3,127.27
Cairns Cairns Business and Leisure Travel	Freight for Saibai dance team plaque	\$ 20.10
Cape Air Transport	Charter flight to attend culture event at Sue Island	\$ 1,181.82
Burkin Svendsens Funeral	Sorry Business	\$ 636.36
Cape Air Transport	Sorry Business	\$ 1,581.82
IBIS	Sorry Business	\$ 147.88
IBIS	Purchase of supplies for Community Hall Blessing	\$ 781.54
IBIS	Purchase of supplies for community christmas party	\$ 482.90
IBIS	Purchase of supplies for community christmas party	\$ 440.35
Ranetta Nawakie	Sponsorship for confirmation and community fellowship	\$ 1,000.00
IBIS	Purchase of supplies for community gathering (New Year Day)	\$ 673.24
IBIS	Purchase of supplies for Easter Weekend activities Kayan Goeygiw Youth Group	\$ 490.55
	Total	\$ 19,881.26

Division 5 - Badu - Councillor Horace Baira		
Organisation/Individual	Purpose of Donation	Amount
Kaiwalagal Juniors Rugby League	Sponsorship for Gordon Tallis Cup in Townsville	\$ 800.00
Badu Island Foundation	Supply of fuel and outboard oil for Mulga Junior Rugby League to attend U12's match on Thursday Island	\$ 659.55
Federal Hotel	Sponsorship for accommodation expense to attend the grand final for Gerald Bowie	\$ 690.92
Kuruwai Warriors	Sponsorship for 2014 Zenadth Kes Cup	\$ 1,000.00
Kulpiyam Rugby League	Sponsorship for Murri Cup and Torres Strait Cup	\$ 1,000.00
Thirfty Australia	Sponsorship of car rental for Badu Kulpiyam U15 Rugby League to attend 2014 Murri Carnival	\$ 1,024.96
Sportscene Cairns	Purchase of uniforms for Aragon Warriors to attend NPA Cup 2014	\$ 1,363.63
Badu Island Foundation	Purchase of unleaded fuel and outboard oil for Thomas Nona	\$ 217.27

Observair	Sorry Business	\$ 1,445.46
Sea Swift	Sorry Business	\$ 893.49
Sea Swift	Sorry Business	\$ 519.73
Building Strong Families Foundation	Sponsorship for Bunburra Beach Touch - Tagai Team to attend touch football comp on Gold Coast	\$ 1,000.00
Island and Cape	Sorry Business	\$ 223.64
	Total	\$ 10,838.65

Division 6 - Kubin - Councillor David Bosun		
Organisation/Individual	Purpose of Donation	Amount
Dabu Titans Club	Contribution towards the purchase of supplies for Badu Island of Origin	\$ 2,000.00
Frances Whap	Sponsorship to attend International Bayley's Fiji Coral Coast Rugby Seven's tournament in Sigatoka Fiji	\$ 107.00
Federal Hotel	Sponsorship for the accommodation expense to attend the grand final for Gerald Bowie	\$ 690.91
Kuruwai Warriors	Sponsorship to participate in Torres Strait Cup Carnival	\$ 2,000.00
IBIS	Purchase of supplies for NAIDOC celebration	\$ 971.59
Cape Air Transport	Sponsorship for charter flights for Mura Gubau Gizu Dance Group to attend wedding ceremony on Warraber	\$ 6,272.73
Samu Balas	Sponsorship to attend Cairns All Blacks Carnival	\$ 2,200.00
IBIS	Sorry Business	\$ 200.00
Saguci Tigers Rugby League Football Club	Contribution towards airfres to attend Murri Rugby League carnival	\$ 1,000.00
Gerald Bowie	Contribution towards sporting event on Gold Coast	\$ 700.00
	Total	\$ 16,142.23

Division 7 - St Pauls - Councillor Toshie Kris		
Organisation/Individual	Purpose of Donation	Amount
St Brendans College	Bradley Kris Excursion Fees	\$ 409.09
St Brendans College	Solomon Ahmat Excursion Fees	\$ 636.36
St Brendans College	Wilson Kris Excursion Fees	\$ 636.36
Frances Whap	Sponsorship to attend the International Bayley's Fiji Coral Coast Rugby Seven's tournament in Sigatoka Fiji	\$ 107.00
Kulpiyam Youth and Sport	Sponsorship for under 15's Tagai Zugubal	\$ 2,500.00
TI Bulk Meats	Contribution towards the purchase of supplies for St Pauls Church Day	\$ 413.90
CDA Balas Designs	Sponsorship for youth polo shirts	\$ 894.00
CDA Balas Designs	Contribution towards polo shirts	\$ 1,175.20
St Pauls P & C	Sponsorship for upgrade of playground equipment	\$ 2,000.00
Indigenous Marathon Project	Sponsorship for Indigenous Marathon Project	\$ 1,000.00
Cairns Cairns Business and Leisure Travel	Sorry Business	\$ 1,154.54
Cape Air Transport	Sorry Business	\$ 1,568.18
Top End Trophies	Purchase of trophies for local dart competition	\$ 653.25
IBIS	Purchase of supplies for community event	\$ 583.74
IBIS	Purchase of supplies for community event	\$ 525.42
Deddy's Café	Supper for Elders Breakoff	\$ 545.46
Deddy's Café	Purchase of lunch for community elders meeting	\$ 97.28
Cape Air Transport	Sorry Business	\$ 1,768.18
Cape Air Transport	Sorry Business	\$ 1,800.00
Cape Air Transport	Sorry Business	\$ 1,148.18
IBIS	Sorry Business	\$ 126.91
Acacia Court Hotel	Sorry Business	\$ 498.27
	Total	\$ 20,241.33

Division 8 - Hammond - Councillor Mario Sabatino		
Organisation/Individual	Purpose of Donation	Amount
Our Lady of Sacred Heart Catholic Primary School	Donation for Leadership Camp	\$ 4,000.00
Wis Wei Boat Charter	Charter boat for Mixed Volleyball Team	\$ 1,272.73
Lasminton Ahboo	Donation towards Sacred Heart choir trip	\$ 2,000.00
CDA Balas Design	Purchase of uniforms for Sun Devils (Mens) basketball team	\$ 1,114.04

Sea Swift	Freight on Sun Devils Mens Basketball team uniforms	\$ 72.12
Cairns Cairns Business and Leisure Travel	Flight for Angus Dorante, Jonus Pearson to attend Carnival	\$ 2,399.09
Cairns Cairns Business and Leisure Travel	Repayment of credit for basketball team uniforms	\$ 493.88
St Ursula's College	Dorothy Cowley Applicant for Evelyn art trip	\$ 723.00
IBIS	Sorry Business	\$ 1,000.00
AFL Cape York	Contribution towards Rick Hanlon U14 WCCCA Crusades Championship	\$ 300.00
IBIS	Sorry Business	\$ 289.48
Cr G Lui	Sorry Business	\$ 24.77
Debra Rose Funeral	Sorry Business	\$ 613.85
Peddells Thursday Island Tours	Sorry Business	\$ 2,320.00
Cairns Cairns Business and Leisure Travel	Flights for Kiririri Foundation Workshop	\$ 1,085.84
	Total	\$ 17,708.80

Division 9 - Iama - Councillor Getano Lui Jnr		
Organisation/Individual	Purpose of Donation	Amount
-	Transfer to Mayor for Sorry Business	\$ 5,658.18
Frances Whap	Sponsorship to attend the International Bayley's Fiji Coral Coast Rugby Seven's tournament in Sigatoka Fiji	\$ 107.00
Cape Air Transport	Charter flight for Yam Island Footy team members	\$ 781.82
Matai Sports	Sponsorship for jerseys for ladies football team	\$ 2,669.32
Cairns Cairns Business and Leisure Travel	Sorry Business	\$ 749.09
Cairns Cairns Business and Leisure Travel	Sorry Business	\$ 1,151.35
Kaiwalagal Rugby League Club	Sponsorship for registration fees for Magun Warriors	\$ 1,300.00
Jardine Motel	Accommodation for Magun Warriors	\$ 3,713.64
IBIS	Sorry Business	\$ 499.67
	Total	\$ 16,630.06

Division 10 - Warraber - Councillor Wille Lui		
Organisation/Individual	Purpose of Donation	Amount
Cape Air Transport	Charter flight for members of Local Dart Team	\$ 1,372.73
Shekinah Fellowship Ministry	Donation to attend July conference	\$ 2,000.00
IBIS	Purchase supplies for 1st July Coming of the Light celebration	\$ 471.88
Frances Whap	Sponsorship to attend International Bayley's Fiji Coral Coast Rugby Seven's tournament in Sigatoka Fiji	\$ 107.00
Phillemon Mosby	Urab and Zogo Tudi Dance Group additional person to travel to Darwin Festival	\$ 1,652.15
Tropic City Shirts	Sponsorship for polo shirts for dart team	\$ 880.00
IBIS	Purchase of supplies for the Anniversary of First Councillors Meeting	\$ 390.08
Tropic City Shirts	Sponsorship for purchase of uniforms for dart competition to Ettie Gela	\$ 880.00
Top End Trophy Centre	Sponsorship for purchase of trophies for dart competition	\$ 495.86
Sea Swift	Freight trophies for dart competition	\$ 28.69
Torres Strait Island Regional Council	Unleaded fuel for the Anniversary of First Councillors Meeting	\$ 130.91
Cape Air Transport	Sorry Business	\$ 1,554.55
ObserveAir	Flights to attend tombstone opening for Helga Nona	\$ 1,818.18
Cairns Funeral Directors	Sorry Business	\$ 1,136.36
IBIS	Sorry Business	\$ 677.41
IBIS	Sorry Business	\$ 1,803.89
Go Fundraiser	Donation to Indigenous Marathon Project	\$ 500.00
IBIS	Purchase of supplies for Assembly of God Church Day	\$ 1,955.93
IBIS	Sorry Business	\$ 291.79
Debra Rose Funeral	Sorry Business	\$ 772.73
Cr G Lui	Sorry Business	\$ 250.00
	Total	\$ 19,170.14

Division 11 - Poruma - Councillor Phillemon Mosby		
Organisation/Individual	Purpose of Donation	Amount

Frances Whap	Sponsorship to attend the International Bayley's Fiji Coral Coast Rugby Seven's tournament in Sigatoka Fiji	\$ 107.00
Tropic City T-Shirts	Purchase of uniforms for Urab and Zogo Tudi dancers for the Darwin Festival	\$ 1,658.48
Freddie David	Sponsorship for New Day Music Concert	\$ 1,000.00
IBIS	Purchase of supplies for Urab and Zogo Tudi Dancers for 2014 Winds of Zenadth Cultural Festival	\$ 2,681.32
Buthu Lagau Saral Corp	Sponsorship for Renee Pearson to attend Ladies Ministry Conference 2014	\$ 1,500.00
Tropic City T-Shirts	Purchase of Saint Andrews Church shirts	\$ 3,030.00
Ocean World Seafood	Purchase of seafood for a function on Poruma for St Andrews Church Day	\$ 1,594.55
Portsmith Quality Meats	Purchase of meat for a function on Poruma for St Andrews Church Day	\$ 2,674.09
Sea Swift	Freight for meat purchased from Portsmith Quality Meats	\$ 817.11
Torres Strait Island Regional Council	Purchase of fuel for families to attend church service on Yorke	\$ 818.82
Cape Air Transport	Charter flight for St Peter Church Day	\$ 2,000.00
	Total	\$ 17,881.37

Division 12 - Masig - Councillor Ted Nai		
Organisation/Individual	Purpose of Donation	Amount
IBIS	Purchase of supplies for the Native Title Determination Day Celebrations	\$ 214.85
Kaiwalagal Juniors Rugby League	Sponsorship for the Gordon Tallis Cup in Townsville	\$ 100.00
Frances Whap	Sponsorship to attend International Bayley's Fiji Coral Coast Rugby Seven's tournament in Sigatoka Fiji	\$ 107.00
Bunnings	Lighting supplies for Anniverary of Councillors First Meeting	\$ 414.93
Island and Cape	Supplies for Anniverary of Councillors First Meeting	\$ 70.73
Island and Cape	Supplies for Anniverary of Councillors First Meeting	\$ 64.64
Torres Strait Fisheries	Contribution towards Torres Strait Fishers Association to purchase Office Equipment	\$ 1,000.00
IBIS	Purchase of supplies for NAIDOC Celebrations	\$ 411.51
Council of Anglican Church	Contribution towards Ugar Church fundraising	\$ 500.00
Yumi Education	Contribution towards Hilda and John Mosby to attend Montessort Summit	\$ 600.00
Thamey Pearson and Ida May Pearson	Sponsorship for Kulkalgal to attend Torres Strait Cup on Thursday Island	\$ 500.00
Kaiwalgal Rugby League Team	Sponsorship for registration for womens rugby league	\$ 1,600.00
Cape Air Transport	Sorry Business	\$ 1,804.55
Cape Air Transport	Sorry Business	\$ 1,172.73
Cairns Cairns Business and Leisure Travel	Sorry Business	\$ 643.64
Cynthia Mabo	Sponsorship for Jarrod Mabo to attend USA Tour	\$ 1,500.00
Thurud Wap Football Team	Sponsorship towards nomination fees and sporting equipment to attend Torres Strait Cup on Thursday Island	\$ 3,772.73
IBIS	Sorry Business	\$ 207.04
IBIS	Purchase of supplies for ANZAC Day celebrations	\$ 279.60
Torres Strait Tours	Masig Darts Compitition	\$ 102.26
Cairns Cairns Business and Leisure Travel	Flights to attend Masig Darts Compitition	\$ 2,163.64
Gada Morris	Contribution towards attending the annual Confraternity Tournament in Ipswich for Rugby League Squad	\$ 750.00
IBIS	Sorry Business	\$ 484.94
IBIS	Sorry Business	\$ 144.35
	Total	\$ 18,609.14

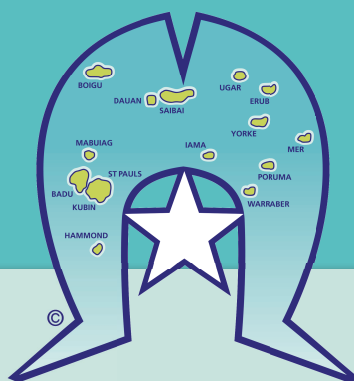
Division 13 - Ugar - Councillor Rocky Stephen		
Organisation/Individual	Purpose of Donation	Amount
Council of the Anglican Church	Sponsorship for 104th Anniversary Celebration	\$ 4,000.00
Frances Whap	Sponsorship to attend the International Bayley's Fiji Coral Coast Rugby Seven's tournament in Sigatoka Fiji	\$ 107.00
Council of the Anglican Church	Contribution towards Ugar Church	\$ 1,000.00
GBR Helicopters and Qantas	Elders travel to Cairns for PBC meeting	\$ 9,682.75
IBIS	Purchase of 120L of fuel and 3 bottles of oil for dinghy to gather seafood for PBC meeting	\$ 645.25
Torres Strait Island Regional Council	Purchase of unleaded and outboard oil to gather seafood for PBC meeting	\$ 863.63
IBIS	Purchase of supplies for public meeting and community christmas party	\$ 852.04
Cairns Bulk Meats	Catering for PBC meeting held on Ugar	\$ 2,390.00
Jonssons Farm Market	Catering for PBC meeting held on Ugar	\$ 1,786.36
Cairns Business and Leisure Travel (Westwing Charter)	Sorry Business	\$ 6,321.00

Cape Air Transport	Sorry Business	\$ 500.00
	Total	\$ 28,148.03

Division 14 - Erub - Councillor Jimmy Gela		
Organisation/Individual	Purpose of Donation	Amount
Lonely Serar Bus and Taxi Service	Contribution towards the transport for 1st July Coming of the Light	\$ 150.00
Lonely Serar Bus and Taxi Service	Contribution towards the transport for Anzac Day Celebrations	\$ 150.00
Lonely Serar Bus and Taxi Service	Contribution towards the transport for Mabo Day Celebrations	\$ 150.00
Lonely Serar Bus and Taxi Service	Contribution towards the transport for Dabad Day Celebrations	\$ 150.00
Frances Whap	Sponsorship to attend International Bayley's Fiji Coral Coast Rugby Seven's tournament in Sigatoka Fiji	\$ 107.00
Eip Karem Beizam Dance Team	Sponsorship for Women United Leagues team	\$ 2,000.00
Byrnes Wholesale Meats	Purchase of supplies for Determination Day	\$ 845.72
Seaswift	Freight for goods to Darnley for Determination Day	\$ 102.59
Council of Anglican Church	Contribution towards Ugar Church fundraising	\$ 500.00
IBIS	Purchase of supplies for Church Day celebrations	\$ 1,287.41
Naiger United Ladies Football Club	Sponsorship for jerseys to attend Torres Strait Cup on Thursday Island	\$ 1,363.64
IBIS	Contribution towards Basketball Challenge	\$ 382.59
Torres Strait Island Regional Council	Contribution towards Basketball Challenge	\$ 98.18
Byrnes Wholesale Meats	Purchase of supplies for ANZAC Day celebrations	\$ 818.34
Toll North	Freight on meat order for ANZAC Day celebrations	\$ 44.50
IBIS	Purchase of supplies for ANZAC Day Celebrations	\$ 981.47
IBIS	Sorry Business	\$ 296.69
Cape Air Transport	Sorry Business	\$ 4,200.00
Cr G Lui	Sorry Business	\$ 300.00
Byrnes Wholesale Meats	Purchase of meat supplies for Coming of the Light Celebrations	\$ 1,647.72
Seaswift	Freight on goods from Byrnes Wholesale Meates to Darnley for Coming of the Light Celebrations	\$ 111.36
Hart Sport	Sponsorship for purchase of trophies for local basketball teams compitition	\$ 813.45
Cape Air Transport	Sorry Business	\$ 1,000.00
IBIS	Outboard oil for seafood collection for Coming of the Light Celebration	\$ 44.97
IBIS	Purchase of supplies for Coming of the Light Celebration	\$ 876.65
Island and Cape	Purchase of supplies for Coming of the Light Celebration	\$ 572.16
Seaswift	Freight on goods from Hart Sport for the local basketball compitition	\$ 126.95
Torres Strait Island Regional Council	Supply of 20ltrs Diesel for Church Day Celebrations	\$ 47.27
Torres Strait Island Regional Council	Supply of fuel for Church Day Celebrations	\$ 110.91
Torres Strait Island Regional Council	Supply of fuel for Church Day Celebrations	\$ 45.45
Torres Strait Island Regional Council	Supply of fuel for ANZAC Day Celebrations	\$ 98.18
Torres Strait Island Regional Council	Supply of fuel for seafood collection for Coming of the Light Celebrations	\$ 196.36
	Total	\$ 19,619.56

Division 15 - Mer - Councillor William Akee		
Organisation/Individual	Purpose of Donation	Amount
Frances Whap	Sponsorship to attend the International Bayley's Fiji Coral Coast Rugby Seven's tournament in Sigatoka Fiji	\$ 107.00
Eip Karem beizam Dance Team	Sponsorship for Women United Leagues team	\$ 2,000.00
Federal Hotel	Contribution towards accommodation for Joey Tapau Band to attend Thursday Island Festival	\$ 2,580.00
Cape Air Transport	Charter flight for Neguams Dance Troupe	\$ 9,000.00
Mer Ged Kem Le	Funding assistance for PBC meeting	\$ 1,700.00
Council of Anglican Church	Contribution towards fundraising for Ugar Church	\$ 500.00
IBIS	Purchase of supplies for Carols by Candlelight	\$ 481.55
IBIS	Sorry Business	\$ 591.69
Col Jones	Purchase of supplies for Carols by Candlelight	\$ 374.37
IBIS	Purchase of supplies for community christmas party	\$ 498.21
Cairns Funeral	Sorry Business	\$ 3,254.39
	Total	\$ 21,087.21

EMPOWERING OUR PEOPLE,
IN OUR DECISION,
IN OUR CULTURE,
FOR OUR FUTURE.



Torres Strait Island
REGIONAL COUNCIL

TORRES STRAIT ISLAND REGIONAL COUNCIL

PO BOX 7336 | CAIRNS QLD 4870

PH (07) 4034 5700 FAX (07) 4034 5750

www.tsirc.qld.gov.au | email: info@tsirc.qld.gov.au